

RAA Enzyme Freeze-Dried Bulb (fluorescent method)

RT-RAA Enzyme Freeze-Dried Bulb (fluorescent method)



Name	Item No.	Specification
RAA Enzyme Freeze-Dried Bulb (fluorescent method)	Q00001-1	50 particles/bottle
	Q00001-2	100 particles/bottle

Name	Item No.	Specification
RT-RAA Enzyme Freeze-Dried Bulb (fluorescent method)	Q00R01-1	50 particles/bottle
	Q00R01-2	100 particles/bottle

Detection Principle

This product adopts the recombinase-aided isothermal nucleic acid amplification (Recombinase Aided Amplification (RAA)) technology to amplify the target nucleic acid sequences under isothermal conditions (37~42°C) in 10~30 minutes, using fluorescent probe to do real-time detection.

Intended Use

RAA Enzyme Freeze-Dried Bulb (fluorescent method) is applicable for the amplification of DNA, which can realize real-time detection of amplified DNA using fluorescence probe. RT-RAA Enzyme Freeze-Dried Bulb (fluorescent method) is applicable for the amplification of RNA, which realizes a simultaneous process of reverse transcription and amplification of RNA, using RNA as a template to realize amplification of the target gene fragment.

Product Features

More Convenient

More convenient operation
Customizable

More Stable

Freeze-dried system; Better stability
Normal temperature storage and transportation

More Accurate

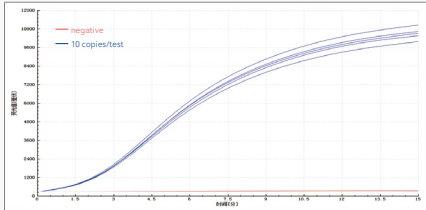
Protect ingredients bioactivity of the nucleic acid detection kit to ensure detection accuracy

More Efficient

Improve reaction efficiency
Ensure detection consistency

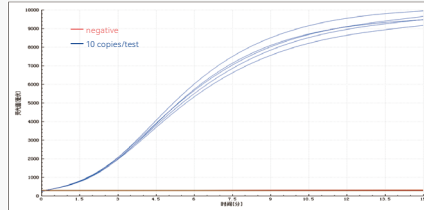
RAA Enzyme Freeze-Dried Bulb (fluorescent method) test verification

Experimental condition			
Product Number	Q00001-2	System	Single channel 50 μ L system
Sample Type	Plasmid DNA	Sample concentration	2.5、5、10、30 copies/test
Volume of sample addition	5 μ L	Instruments used	RAA-B6108 and RAA-F1620



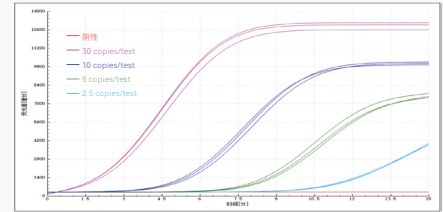
Stability verification

Stored for 8 months at normal temperature; Sample concentration is 10 copies/test; 5 repeated same sample



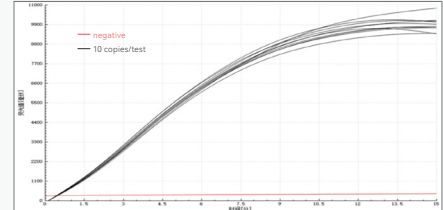
Validity verification

Stored for 14 months at normal temperature; Sample concentration is 10 copies/test; 5 repeated same samples



Sensitivity verification

Sample concentration in sequence is 2.5、5、10、30 copies/test, 3 repeated same samples

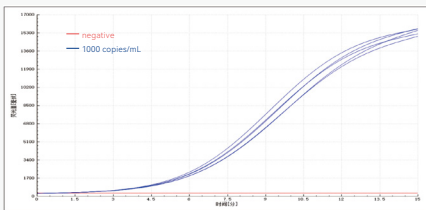


Repeatability verification

Sample concentration is 10 copies/test, 10 repeated same samples

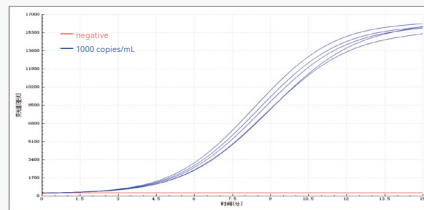
RT-RAA Enzyme Freeze-Dried Bulb (fluorescent method) test verification

Experimental condition			
Product Number	Q00R01-2	System	Single channel 50 μ L system
Sample Type	RNA Pseudovirus	Sample concentration	500、1000、1500 copies/mL
Volume of sample addition	5 μ L	Instruments used	RAA-B6108 and RAA-F1620



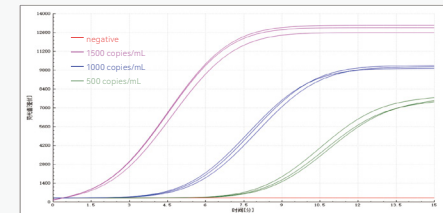
Stability verification

Stored for 8 months at normal temperature; Sample concentration is 1000 copies/test; 5 repeated same samples



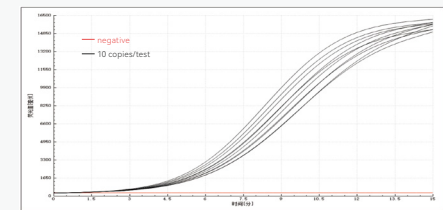
Validity verification

Stored for 14 months at normal temperature; Sample concentration is 1000 copies/test; 5 repeated same samples



Sensitivity verification

Sample concentration in sequence is 500、1000、1500 copies/test, 3 repeated same samples



Repeatability verification

Sample concentration is 1000 copies/test, 10 repeated same samples

Ningbo Qitian Gene Technology CO., LTD

- 🌐 www.qt-bio.com
- ✉ qt@qt-bio.com
- 📍 Room 322-329, Block B, Building 044, No.66 Qingyi Road, High-tech District, Ningbo City, Zhejiang Province
- ☎ 0510-85385531 (Sales) 18921157475 (Customer service)



WeChat



WeChat Official Account